

# Relay Module - RIF-2-RSC-LDP-24DC/4X21



2903320

<https://www.phoenixcontact.com/in/products/2903320>

Please be informed that the data shown in this PDF document is generated from our Online Catalog. Please find the complete data in the user documentation. Our General Terms of Use for Downloads are valid.

---



Pre-assembled relay module with screw connection, consisting of: relay base, power contact relay, and retaining bracket. Contact type: 4 changeover contacts. Input voltage: 24 V DC

---

## Product Description

The pluggable electromechanical and solid-state relays in the RIFLINE complete product range and the base are recognized and approved in accordance with UL 508. The relevant approvals can be called up at the individual components in question.

# Relay Module - RIF-2-RSC-LDP-24DC/4X21



2903320

<https://www.phoenixcontact.com/in/products/2903320>

## Commercial Data

Item number	2903320
Packing unit	10 pc
Minimum order quantity	10 pc
Sales Key	CK6
Product Key	CK651A
Catalog Page	Page 343 (C-5-2019)
GTIN	4046356732482
Weight per Piece (including packing)	115.53 g
Weight per Piece (excluding packing)	115 g
Customs tariff number	85364190
Country of origin	CN

# Relay Module - RIF-2-RSC-LDP-24DC/4X21



2903320

<https://www.phoenixcontact.com/in/products/2903320>

## Technical Data

### Notes

#### Utilization restriction

EMC note	EMC: class A product, see manufacturer's declaration in the download area
----------	---

### Product properties

Product type	Relay Module
Set consists of	2900932 RIF-2-BSC/4X21
	2903677 REL-IR4/LDP- 24DC/4X21
	2900954 RIF-RH-2
Application	Universal
Operating mode	100% operating factor
Mechanical service life	approx. $2 \times 10^7$ cycles

#### Insulation characteristics

Overvoltage category	II
Pollution degree	2
Insulation	Basic insulation

### Electrical properties

Maximum power dissipation for nominal condition	1.01 W
Test voltage	2.5 kV <sub>rms</sub> (50 Hz, 1 min., winding/contact)
Test voltage Changeover contact/changeover contact	2 kV <sub>rms</sub> (50 Hz, 1 min., changeover contact/changeover contact)
Rated insulation voltage	250 V AC
Rated surge voltage	2.5 kV

### Input data

#### Coil side

Nominal input voltage $U_N$	24 V DC
Input voltage range	19.2 V DC ... 30 V DC (20 °C)
Input voltage range in reference to $U_N$	see diagram
Typical input current at $U_N$	42 mA
Typical response time	13 ms
Typical release time	14 ms
Coil voltage	24 V DC
Protective circuit	Damping diode
Operating voltage display	Yellow LED

### Output data

#### Switching

Contact type	4 changeover contacts
--------------	-----------------------

# Relay Module - RIF-2-RSC-LDP-24DC/4X21



2903320

<https://www.phoenixcontact.com/in/products/2903320>

Type of switch contact	Single contact
Drive and function	monostable
Contact material	AgNi
Maximum switching voltage	250 V AC/DC
Minimum switching voltage	5 V (At 24 mA)
Limiting continuous current	6 A (see diagram)
Maximum inrush current	16 A (20 ms, N/O contacts)
Min. switching current	5 mA (24 V)
Interrupting rating (ohmic load) max.	144 W (at 24 V DC) 124 W (at 48 V DC) 108 W (at 60 V DC) 52 W (at 110 V DC) 48 W (at 220 V DC) 1500 VA (for 250 V AC)
Switching capacity	2 A (at 24 V, DC13) 0.22 A (at 120 V, DC13) 0.11 A (at 250 V, DC13) 1.5 A (at 24 V, AC15) 1.5 A (at 120 V, AC15) 1 A (at 240 V, AC15)

## Connection data

Connection method	Screw connection
Stripping length	8 mm
Conductor cross section solid	0.5 mm <sup>2</sup> ... 4 mm <sup>2</sup>
Conductor cross-section solid (2 conductors with same cross section)	0.5 mm <sup>2</sup> ... 2.5 mm <sup>2</sup>
Conductor cross section flexible	0.5 mm <sup>2</sup> ... 4 mm <sup>2</sup> 0.5 mm <sup>2</sup> ... 4 mm <sup>2</sup> (Ferrule with plastic sleeve)
Conductor cross section flexible (2 conductors with same cross section)	0.5 mm <sup>2</sup> ... 2.5 mm <sup>2</sup> 0.5 mm <sup>2</sup> ... 1.5 mm <sup>2</sup> (TWIN ferrule with plastic sleeve)
Conductor cross section AWG	20 ... 10 (solid) 20 ... 12 (flexible)
Torque	0.5 Nm ... 0.6 Nm

## Dimensions

Width	27 mm
Height	89 mm
Depth	75 mm

## Material specifications

Flammability rating according to UL 94	V2 (Housing)
--	--------------

## Environmental and real-life conditions

# Relay Module - RIF-2-RSC-LDP-24DC/4X21



2903320

<https://www.phoenixcontact.com/in/products/2903320>

## Ambient conditions

Degree of protection	IP20 (Relay base)
	RT I (Relay)
Ambient temperature (operation)	-40 °C ... 60 °C
Ambient temperature (storage/transport)	-40 °C ... 85 °C

## Approval data

### Corrosive gas test

Identification	ISA-S71.04. G3 Harsh Group
	EN 60068-2-60

## Standards and regulations

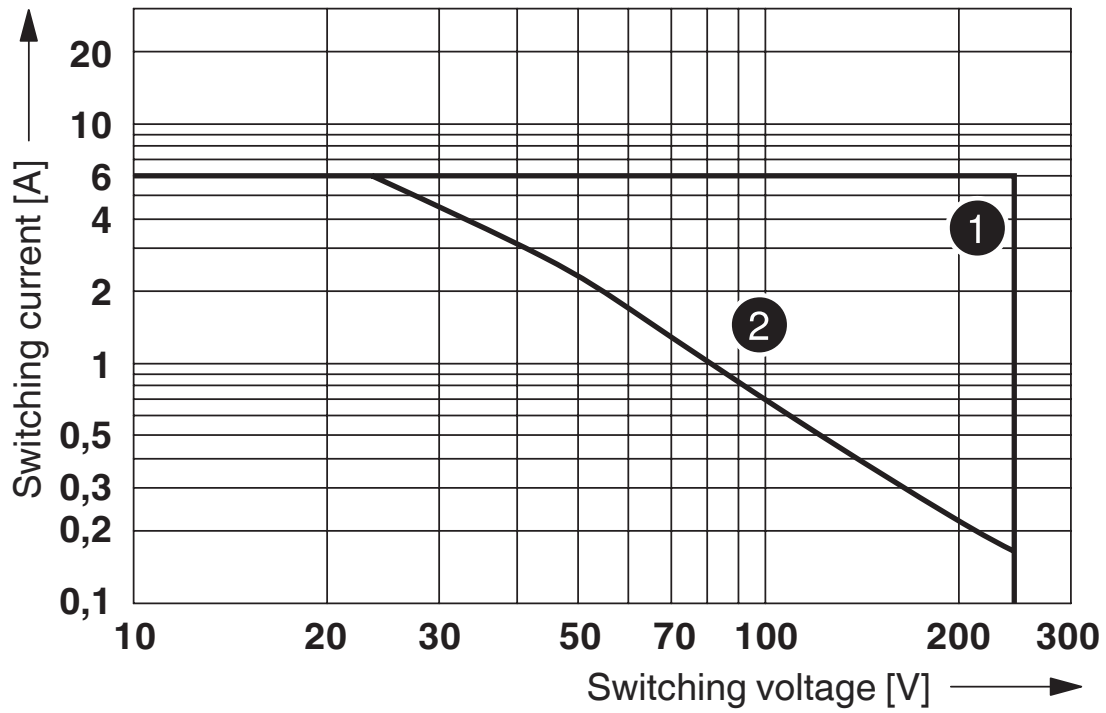
Standards/regulations	DIN EN 50178
-----------------------	--------------

## Mounting

Mounting type	DIN rail mounting
Assembly instructions	in rows with zero spacing
Mounting position	any

## Drawings

Diagram



① AC, ohmic load

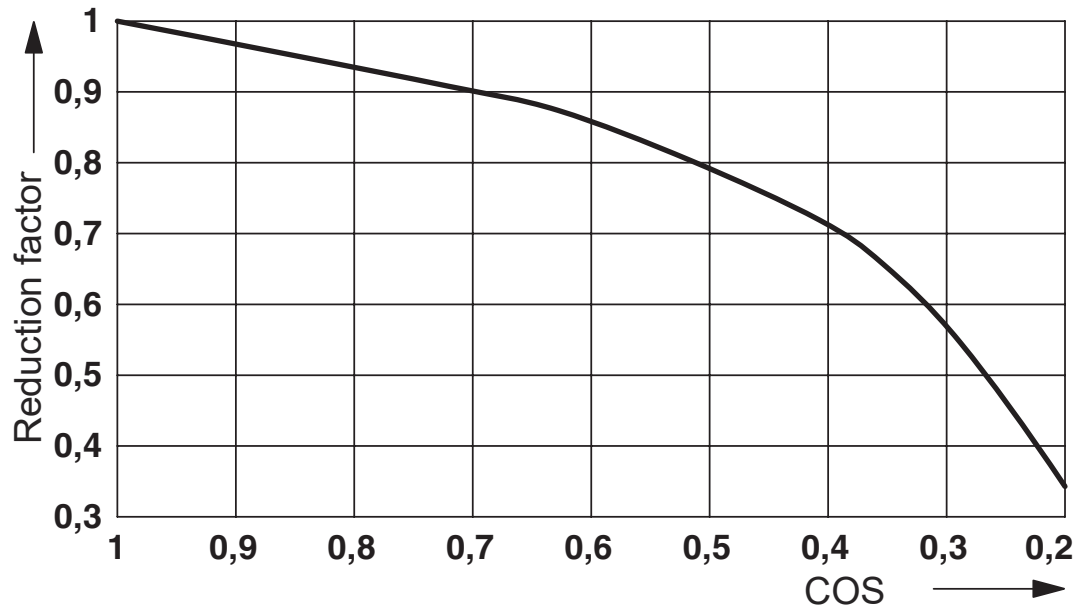
② DC, ohmic load

Interrupting rating

2903320

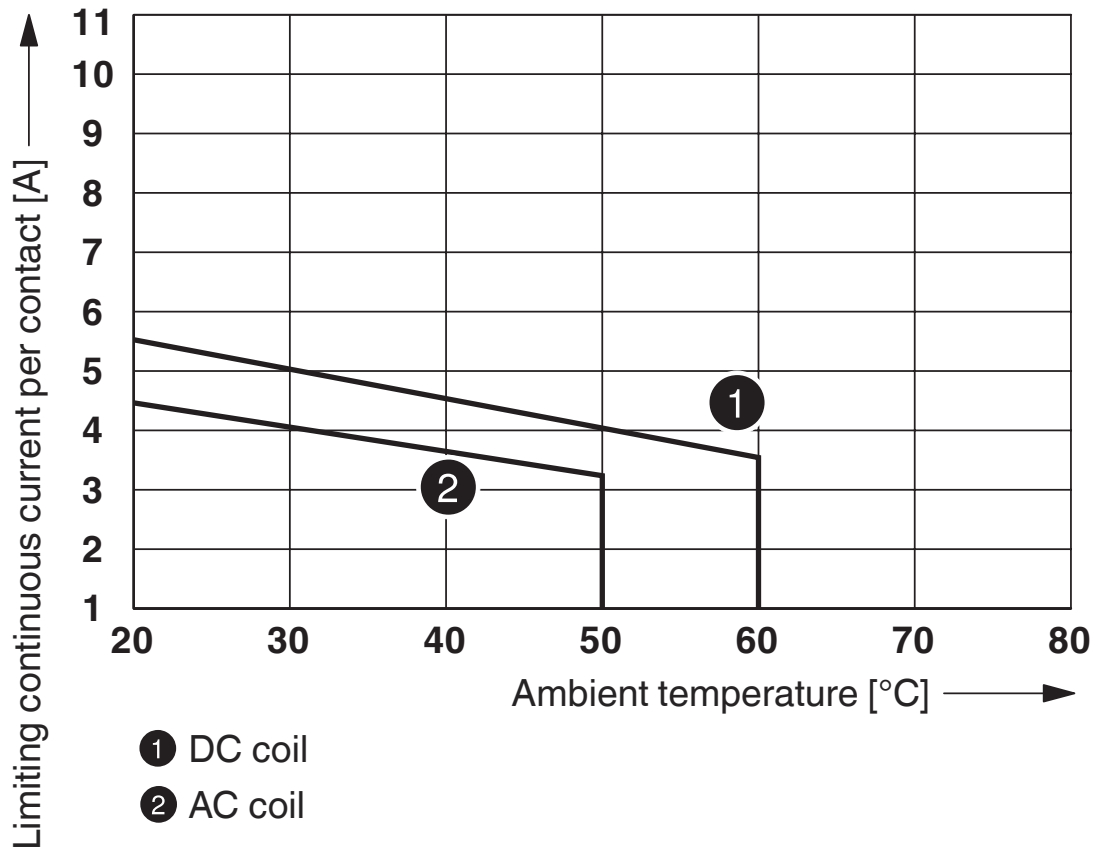
<https://www.phoenixcontact.com/in/products/2903320>

Diagram



Service life reduction factor

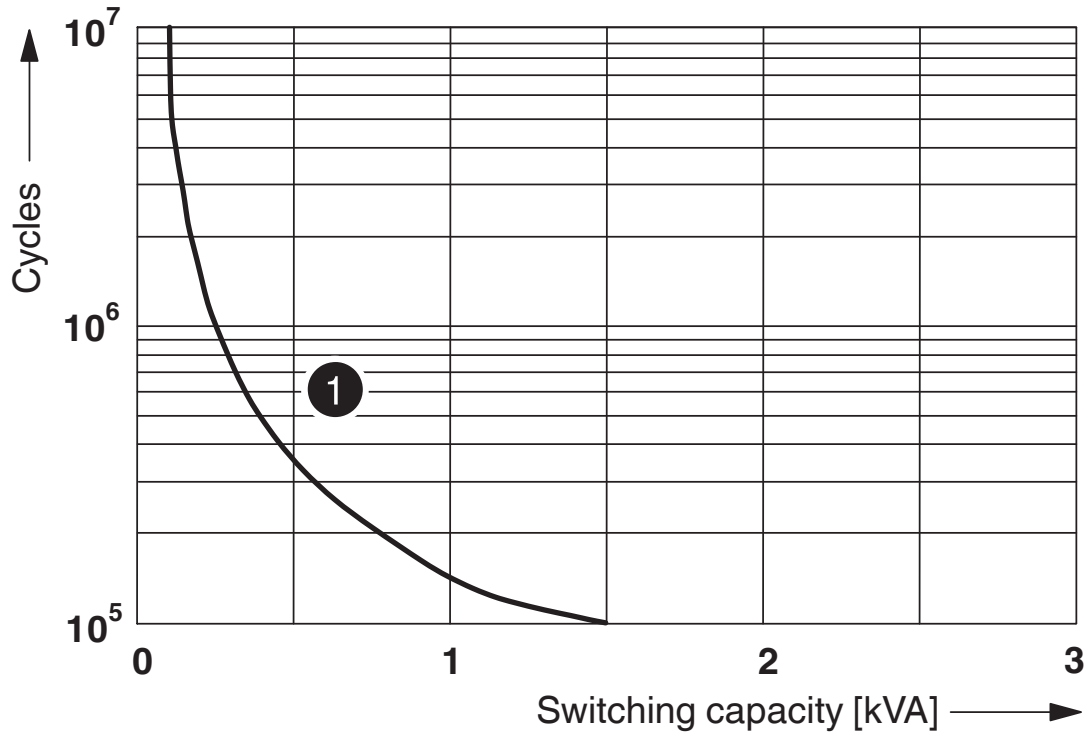
Diagram



Contact derating



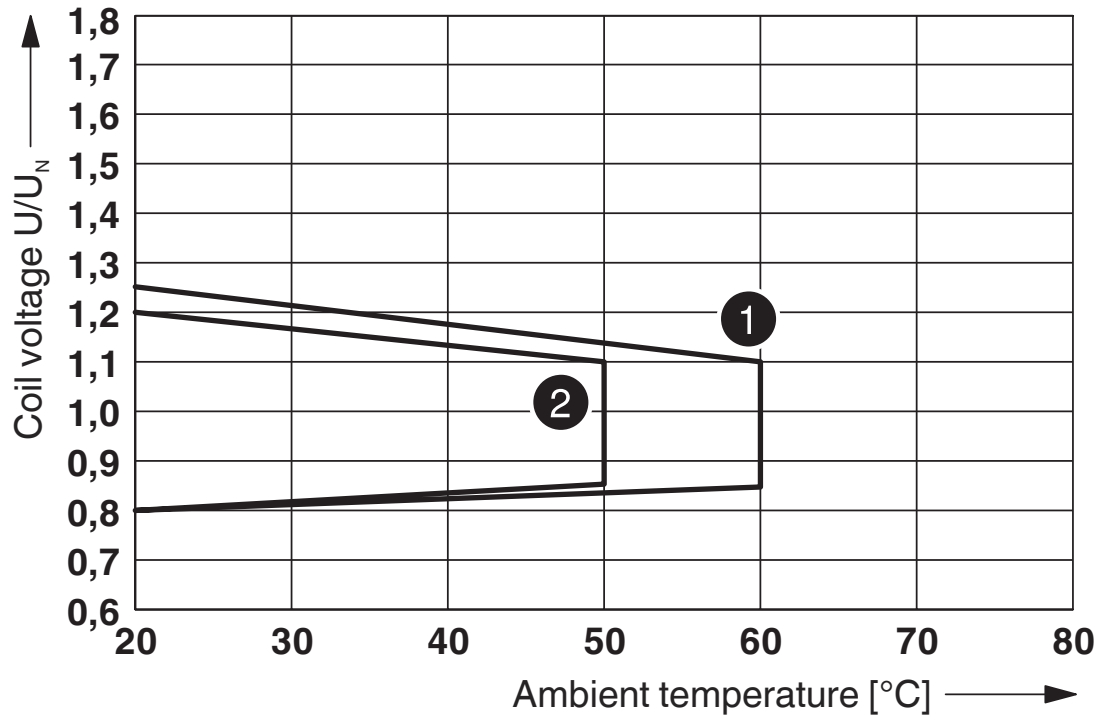
Diagram



① 250 V AC, Ohmic load

Electrical service life

Diagram



- ① DC coil (observe contact derating)
- ② AC coil (observe contact derating)

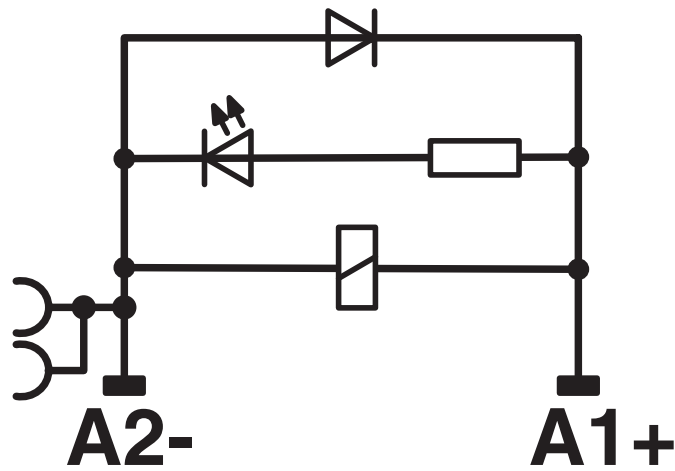
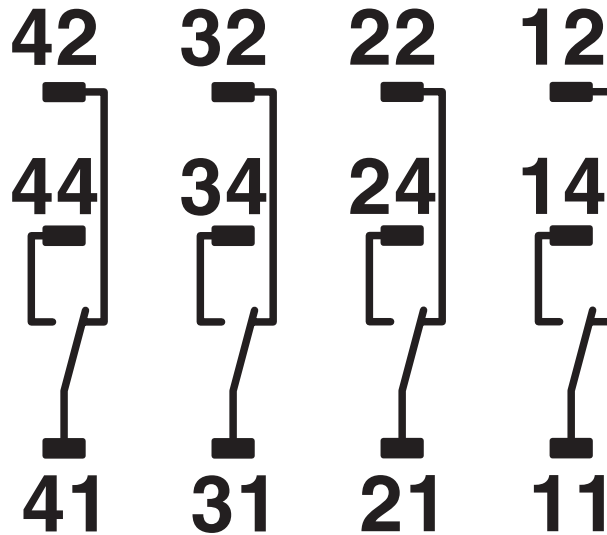
Operating voltage range

# Relay Module - RIF-2-RSC-LDP-24DC/4X21

2903320

<https://www.phoenixcontact.com/in/products/2903320>

Circuit diagram



DC coils

Phoenix Contact 2022 © - all rights reserved  
<https://www.phoenixcontact.com>

PHOENIX CONTACT (I) Pvt. Ltd.  
A-58/2, Okhla Industrial Area, Phase - II, New Delhi-110 020

+91.1275.71420  
[info@phoenixcontact.co.in](mailto:info@phoenixcontact.co.in)